

The background features abstract, overlapping geometric shapes in various shades of blue, ranging from light sky blue to deep navy blue. These shapes are primarily located on the left and right sides of the frame, leaving a large white central area for text.

Welcome!

Qasim Sarfraz

qasim.sarfraz@gmail.com

Our Services

- ▶ **AMPRID Identity Provider**
- ▶ **AMPRemote**
- ▶ **AMPRoar**

AMPR Identity Provider

- ▶ Uses database of licensed Swedish radio amateurs(SSA) operators to authenticate and authorize individual radio amateurs to gain access to specific services
- ▶ Other services can use it for authentication and authorization, for example AMPRemote, AMPRoam AMPRoar and others
- ▶ Right now part of GrIDP Federation (<https://gridp.garr.it/>), in future can be part of other federations so other users can also participate for different collaborations
- ▶ Under test phase (<https://idp.sa0bxi.se/idp>)

AMPR-Remote

- ▶ The first service will make it possible for owners of devices (Remoterig equipment) to provide access to a remote station to other licensed radio amateurs
- ▶ User of this service can manage their devices and send requests to other fellow licensed members
- ▶ Managing all operations under authentication and authorization of AMPR Identity Provider
- ▶ Under test phase (<https://idp.sa0bxi.se:7443>)

Demo



Login to Africa Grid Science Gateway

Username

Password

Don't Remember Login

Clear prior granting of permission for release of your information to this service.

This service allows to use on a Grid infrastructure the lighthouse applications of the eI4Africa project

 Catch-all	IDPOPEN GARR	
https://burns.ct.infn.it/idp/shibboleth		
 Austria	EOX IdP	
 Malaysia	MyIFAM IdP	
 Kenya	KENET IDP	
 South Africa	SAGrid Catch-All Identity Provider	
 Sweden	SSA	
 Mexico	FIdMex IdP	



You are about to access the service:
Africa Grid Science Gateway of Consorzio COMETA

Description as provided by this service:
This service allows to use on a Grid infrastructure

the lighthouse applications of the eI4Africa project

Information to be Provided to Service

eduPersonPrincipalName	qasims@sa0bxi.se
givenName	Qasim
mail	qasims@live.se
surname	Sarfraz
uid	qasims

The information above would be shared with the service if you proceed. Do you agree to release this information to the service every time you access it?

Select an information release consent duration:


- Ask me again at next login
 - I agree to send my information this time.
- Ask me again if information to be provided to this service changes
 - I agree that the same information will be sent automatically to this service in the future.
- Do not ask me again
 - I agree that **all** of my information will be released to **any** service.

This setting can be revoked at any time with the checkbox on the login page.

Reject

Accept







Demo

AMPR-Remote🏠 👤 Qasim Sarfraz (qasims) ⏻

Requests

Devices

My Owned (3)

Name	IP Address	Username	Password	SIP Password	Mac Address	Available	Valid From	Valid To	
Qasims RRC 1	44.140.64.119	testrrc2	123456	1515	9	Yes	2015-02-02 00:00:00	2016-02-02 00:00:00	 
Qasims RRC 2	44.140.14.44	testrrc1	123456	thisSecret	4	Yes	2015-02-02 00:00:00	2015-02-02 00:00:00	 
Qasim Test RRC	44.140.14.44	testrrc1	123456	ohitworks	d	Yes	2016-04-20 19:33:33	2016-04-20 19:33:33	 

10 25 50 100

Demo

AMPR-Remote Qasim Sarfraz (qasims)

Devices (15)

Name	Owner	
5	Erik Rosén	Send Request
RCC1	Adde Tjernberg	Send Request
6	Adde Tjernberg	Send Request
9	Adde Tjernberg	Send Request
Bjorns Radio	Bjorn Pehrson	Send Request
Radio 2	Bjorn Pehrson	Send Request
asdfasdf	Bjorn Pehrson	Send Request
afaf	Bjorn Pehrson	Send Request
Adas	Bjorn Pehrson	Send Request
erwere	Bjorn Pehrson	Send Request

« 1 2 » 10 25 50 100

Demo

The screenshot shows a web browser window with the URL `https://idp.sa0bxi.se:7443/app/#/devices`. The page title is "AMPR-Remote" and the user is logged in as "Qasim Sarfraz (qasims)". A modal dialog box is open with the title "Send a Request from Device!". Inside the dialog, there is a dropdown menu labeled "Select your device:" with "Qasims RRC 1" selected. Below the dropdown are "Send" and "Cancel" buttons. The background shows a table of 18 devices with columns for Name, ID, and a "Send Request" button for each row. The table is filtered by "Owned" status.

ID	Name	Send Request
5		Send Request
RCC1	Adde Tjernberg	Send Request
6	Adde Tjernberg	Send Request
9	Adde Tjernberg	Send Request
Bjorns Radio	Bjorn Pehrson	Send Request
Radio 2	Bjorn Pehrson	Send Request
asfasdf	Bjorn Pehrson	Send Request
afaf	Bjorn Pehrson	Send Request
Adas	Bjorn Pehrson	Send Request
erwere	Bjorn Pehrson	Send Request

Thank!

If you have feedback or question please find me around after session or
email me qasim.sarfraz@gmail.com